

# PITU COVID-19 DATA REPORT

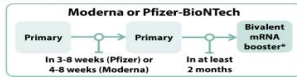
\*Data current as of 3/15/2023

## COVID-19 Vaccination Schedule Infographic for People who are NOT Moderately or Severely Immunocompromised

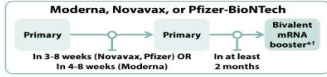
### People ages 6 months through 4 years



### People ages 5 through 11 years



### People ages 12 years and older



### People ages 18 years and older who previously received Janssen primary series dose\*

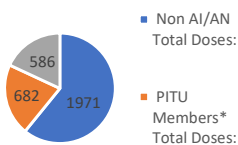


	Total Doses To Date (since Dec 2020):	3239	% of Total
Non AI/AN Total Doses:	1971	61%	
PITU Members* Total Doses:	682	21%	
Other AI/AN Total Doses:	586	18%	

**FourPoints Health has Pfizer and Moderna vaccines available (including Bivalent mRNA boosters)**  
**Contact the nearest FourPoints Health clinic to schedule your vaccine or to get tested!**

## Testing

### Vaccine Totals

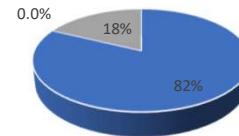


	Count**
Total Tests Completed:	10,705
Total Negative:	8798
Total Pending:	0
Total Positive:	1907

% of Total
82%
0.0%
18%

Positive Rate = 18%

### Total Tests Administered

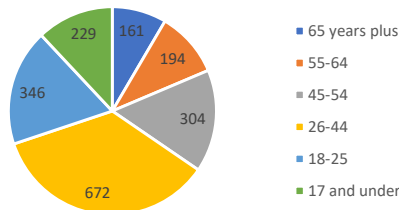


\*\*Count includes PITU Tribal members, employees, FourPoints Health patients, and retests

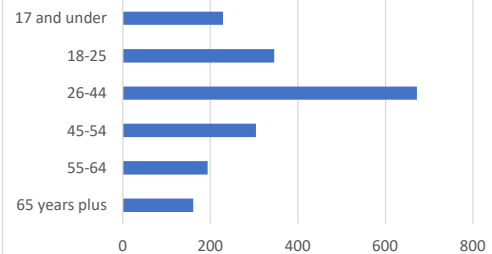
## Positive Case Information

Age	Cases
65 years plus	161
55-64	194
45-54	304
26-44	672
18-25	346
17 and under	229
<b>Total</b>	<b>1906</b>

### Positive Cases by Age Range



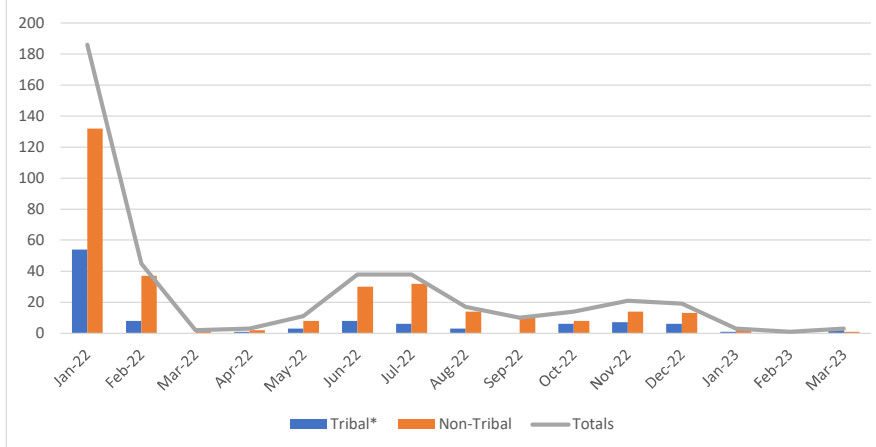
### Positive Cases by Age Range



## 2022-2023 Year to Date Positive Cases

Month	Tribal*	Non-Tribal	Totals
Jan-22	54	132	186
Feb-22	8	37	45
Mar-22	0	2	2
Apr-22	1	2	3
May-22	3	8	11
Jun-22	8	30	38
Jul-22	6	32	38
Aug-22	3	14	17
Sep-22	0	10	10
Oct-22	6	8	14
Nov-22	7	14	21
Dec-22	6	13	19
Jan-23	1	2	3
Feb-23	0	1	1
Mar-23	2	1	3
<b>2022 Totals</b>	<b>105</b>	<b>306</b>	<b>411</b>

### Tribal vs Non Tribal Cases By Month



**2022-2023 Year to Date Positive Cases**  
**Tribal**  
**Pandemic**  
**Total:**

2020 to present **268**

\*Tribal = enrolled PITU Tribal Members only (does not include household members and other PRC eligible individuals)

\*\*\*Information provided in this report is intended to be a general summary of statistical information about the Paiute Indian Tribe of Utah community COVID-19 findings as of the date of this writing and not intended for use for any other purposes. All information in this report is subject to change.\*\*\*