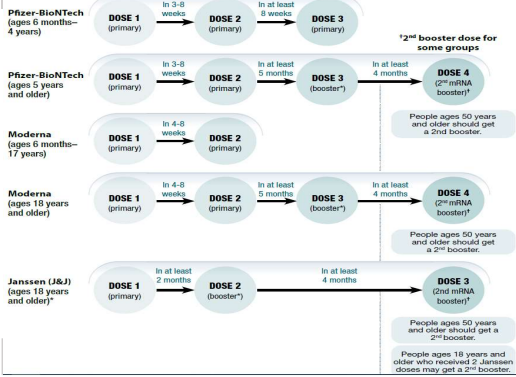


PITU COVID-19 DATA REPORT

*Data current as of 9/28/2022

Number and intervals of COVID-19 vaccine doses



Vaccinations

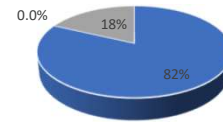
Total Doses To Date (since Dec 2020):	3122	% of Total
Non AI/AN Total Doses:	1897	61%
PITU Members* Total Doses:	652	21%
Other AI/AN Total Doses:	573	18%

FourPoints Health has Pfizer and Moderna vaccines available (including pediatric Pfizer)
Contact the nearest FourPoints Health clinic to schedule your vaccine or to get tested!

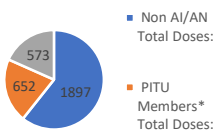
Testing

Positive Rate = 18%

Total Tests Administered



Vaccine Totals



	Count**
Total Tests Completed:	10,240
Total Negative:	8395
Total Pending:	0
Total Positive:	1845

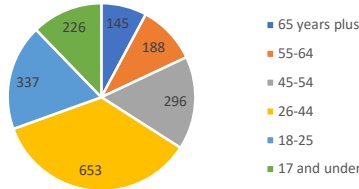
	% of Total
82%	Negative
0.0%	Pending
18%	Positive

**Count includes PITU Tribal members, employees, FourPoints Health patients, and retests

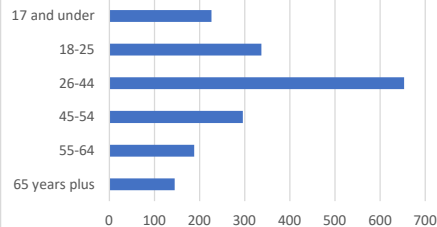
Positive Case Information

Age	Cases
65 years plus	145
55-64	188
45-54	296
26-44	653
18-25	337
17 and under	226
Total	1845

Positive Cases By Age Range



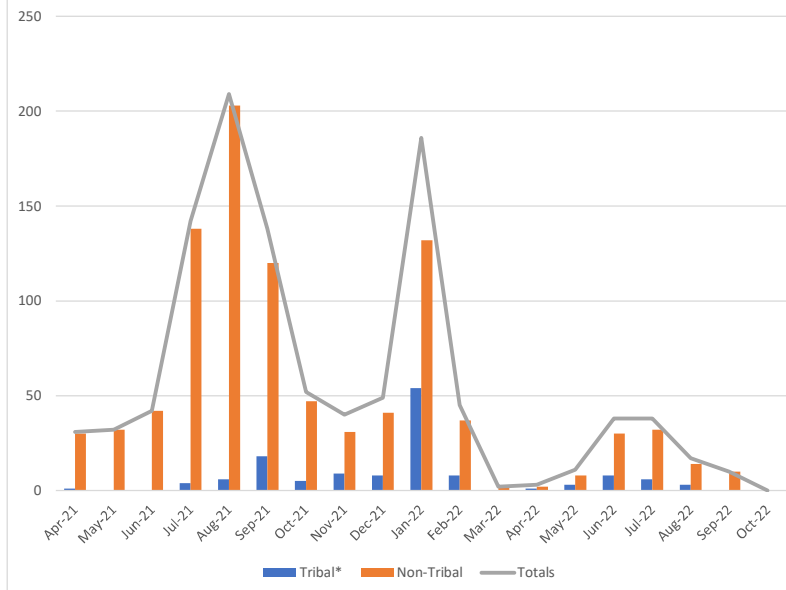
Positive Cases by Age Range



2021-2022 Year to Date Positive Cases

Month	Tribal*	Non-Tribal	Totals
Jan-21	23	110	133
Feb-21	6	38	44
Mar-21	1	47	48
Apr-21	1	30	31
May-21	0	32	32
Jun-21	0	42	42
Jul-21	4	138	142
Aug-21	6	203	209
Sep-21	18	120	138
Oct-21	5	47	52
Nov-21	9	31	40
Dec-21	8	41	49
Jan-22	54	132	186
Feb-22	8	37	45
Mar-22	0	2	2
Apr-22	1	2	3
May-22	3	8	11
Jun-22	8	30	38
Jul-22	6	32	38
Aug-22	3	14	17
Sep-22	0	10	10
Oct-22	0	0	0
2021-2022 Totals	155	1090	1245

Tribal vs Non Tribal Cases By Month



2021-2022 Tribal Pandemic Total:

2020 to present **237**

*Tribal = enrolled PITU Tribal Members only (does not include household members and other PRC eligible individuals)

Information provided in this report is intended to be a general summary of statistical information about the Paiute Indian Tribe of Utah community COVID-19 findings as of the date of this writing and not intended for use for any other purposes. All information in this report is subject to change.