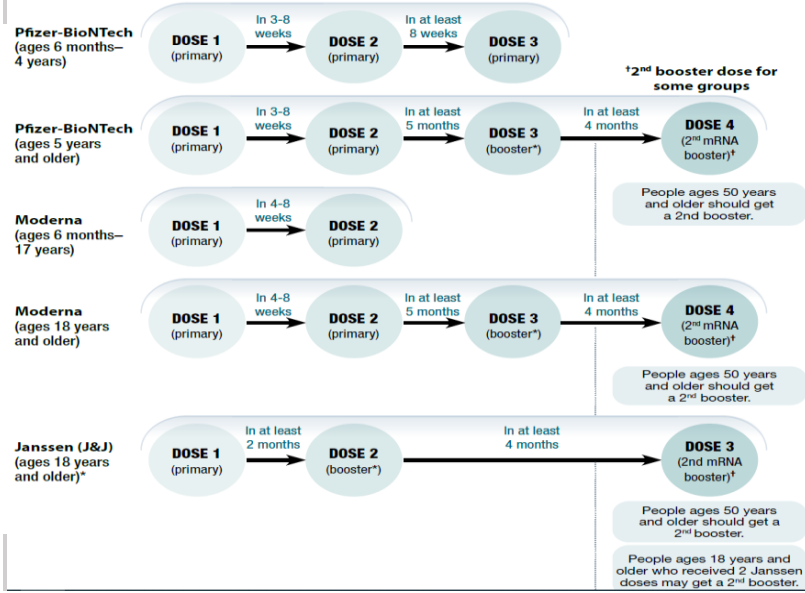


# PITU COVID-19 DATA REPORT

\*Data current as of 8/3/2022

## Number and intervals of COVID-19 vaccine doses



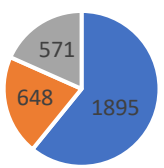
## Vaccinations

	Total Doses To Date (since Dec 2020):	3114	% of Total
Non AI/AN Total Doses:	1895	61%	
PITU Members* Total Doses:	648	21%	
Other AI/AN Total Doses:	571	18%	

**FourPoints Health has Pfizer and Moderna vaccines available (including pediatric Pfizer)**  
**Contact the nearest FourPoints Health clinic to schedule your vaccine or to get tested!**

## Testing

### Vaccine Totals



■ Non AI/AN Total Doses: 1895  
 ■ PITU Members\* Total Doses: 648  
 ■ Other AI/AN Total Doses: 571

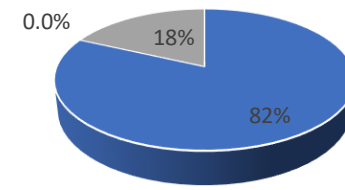
	Count**
Total Tests Completed:	10,044
Total Negative:	8222
Total Pending:	0
Total Positive:	1822

	% of Total
Total Tests Completed:	82%
Total Negative:	0.0%
Total Positive:	18%

\*\*Count includes PITU Tribal members, employees, FourPoints Health patients, and retests

Positive Rate = 18%

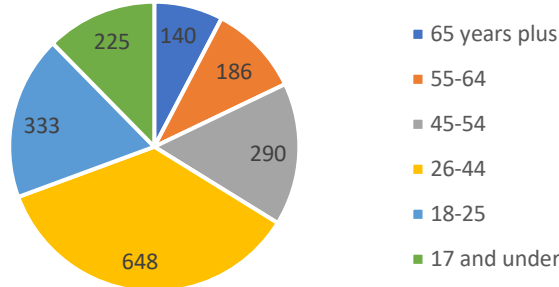
### Total Tests Administered



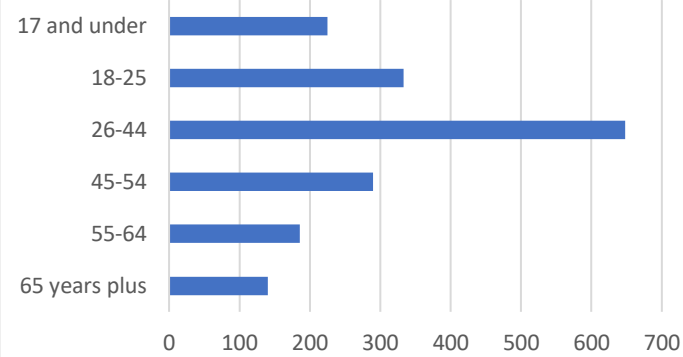
## Positive Case Information

Age	Cases
65 years plus	140
55-64	186
45-54	290
26-44	648
18-25	333
17 and under	225
<b>Total</b>	<b>1822</b>

### Positive Cases By Age Range



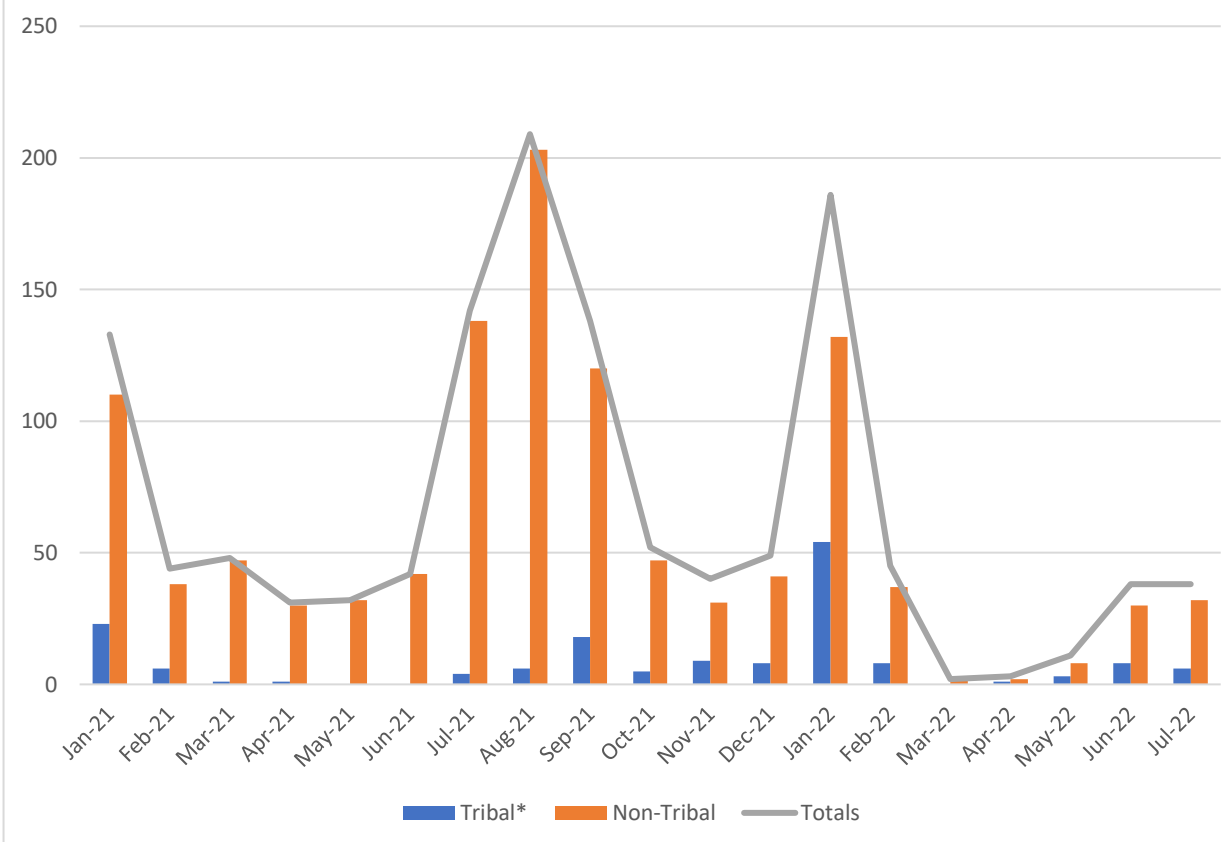
### Positive Cases by Age Range



## 2021-2022 Year to Date Positive Cases

Month	Tribal*	Non-Tribal	Totals
Jan-21	23	110	133
Feb-21	6	38	44
Mar-21	1	47	48
Apr-21	1	30	31
May-21	0	32	32
Jun-21	0	42	42
Jul-21	4	138	142
Aug-21	6	203	209
Sep-21	18	120	138
Oct-21	5	47	52
Nov-21	9	31	40
Dec-21	8	41	49
Jan-22	54	132	186
Feb-22	8	37	45
Mar-22	0	2	2
Apr-22	1	2	3
May-22	3	8	11
Jun-22	8	30	38
Jul-22	6	32	38
Aug-22	1	3	4
<b>2021-2022 Totals</b>	<b>155</b>	<b>1090</b>	<b>1245</b>

### Tribal vs Non Tribal Cases By Month



**2021-2022 Tribal Pandemic Total:**

2020 to present **237**

\*Tribal = enrolled PITU Tribal Members only (does not include household members and other PRC eligible individuals)

\*\*\*Information provided in this report is intended to be a general summary of statistical information about the Paiute Indian Tribe of Utah community COVID-19 findings as of the date of this writing and not intended for use for any other purposes. All information in this report is subject to change.\*\*\*