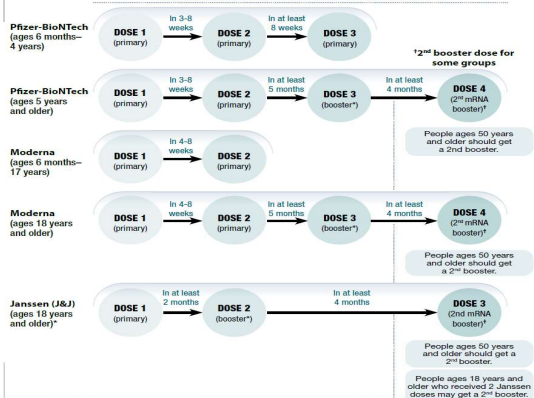


PITU COVID-19 DATA REPORT

*Data current as of 7/21/2022

Number and intervals of COVID-19 vaccine doses

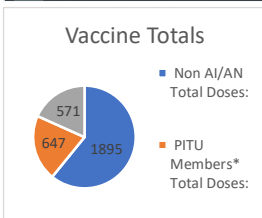


Vaccinations

Total Doses To Date (since Dec 2020):	3113	% of Total
Non AI/AN Total Doses:	1895	61%
PITU Members* Total Doses:	647	21%
Other AI/AN Total Doses:	571	18%

FourPoints Health has Pfizer and Moderna vaccines available (including pediatric Pfizer)
Contact the nearest FourPoints Health clinic to schedule your vaccine or to get tested!

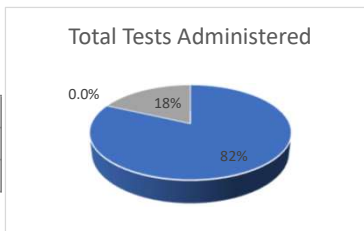
Testing



	Count**
Total Tests Completed:	9,979
Total Negative:	8171
Total Pending:	0
Total Positive:	1808

	% of Total
Total Tests Completed:	82%
Total Negative:	0.0%
Total Positive:	18%

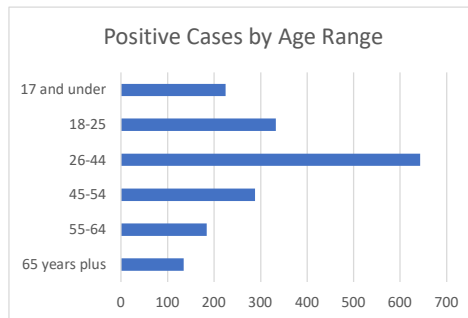
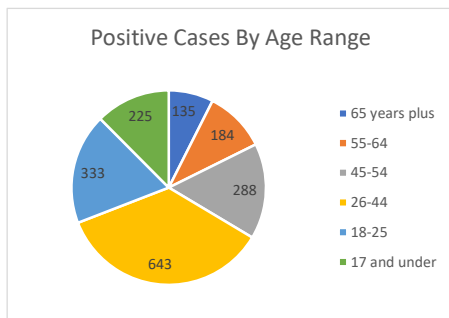
Positive Rate = 18%



**Count includes PITU Tribal members, employees, FourPoints Health patients, and retests

Positive Case Information

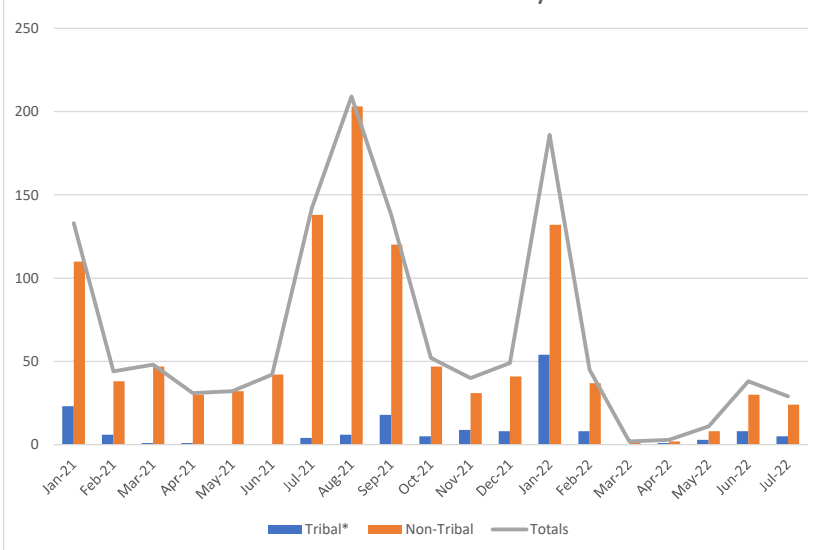
Age	Cases
65 years plus	135
55-64	184
45-54	288
26-44	643
18-25	333
17 and under	225
Total	1808



2021-2022 Year to Date Positive Cases

Month	Tribal*	Non-Tribal	Totals
Jan-21	23	110	133
Feb-21	6	38	44
Mar-21	1	47	48
Apr-21	1	30	31
May-21	0	32	32
Jun-21	0	42	42
Jul-21	4	138	142
Aug-21	6	203	209
Sep-21	18	120	138
Oct-21	5	47	52
Nov-21	9	31	40
Dec-21	8	41	49
Jan-22	54	132	186
Feb-22	8	37	45
Mar-22	0	2	2
Apr-22	1	2	3
May-22	3	8	11
Jun-22	8	30	38
Jul-22	5	24	29
2021-2022 Totals	155	1090	1245

Tribal vs Non Tribal Cases by Month



2021-2022
Tribal
Pandemic
Total:
 2020 to present

237

*Tribal = enrolled PITU Tribal Members only (does not include household members and other PRC eligible individuals)

Information provided in this report is intended to be a general summary of statistical information about the Paiute Indian Tribe of Utah community COVID-19 findings as of the date of this writing and not intended for use for any other purposes. All information in this report is subject to change.