

# PITU COVID-19 DATA REPORT

\*Data current as of 6/16/2022

## COVID-19 VACCINE

### Booster Update

**COVID-19 Vaccine Shot Sequence:**

**Pfizer (5 years and older)**  
 Shot 1 (Primary) → Shot 2 (Primary) → Shot 3 (1st booster) → Shot 4 (2nd booster)  
 In at least 2 weeks, In at least 5 months, In at least 6 months, In at least 6 months

**Moderna (18 years and older)**  
 Shot 1 (Primary) → Shot 2 (Primary) → Shot 3 (1st booster) → Shot 4 (2nd booster)  
 In at least 4-8 weeks, In at least 5 months, In at least 6 months, In at least 6 months

**J&J (Janessen) (18 years and older)**  
 Shot 1 (Primary) → Shot 2 (1st booster) → Shot 3 (2nd booster)  
 In at least 2 months, In at least 4 months, In at least 6 months

**Only for 50 years and above (12 years and above if immunocompromised)**  
**Only for 50 years and above (12 years and above if immunocompromised)**  
**Only for 50 years and above (12 years and above if immunocompromised)**

**Only for 50 years and above (12 years and above if immunocompromised)**  
**Only for 50 years and above (12 years and above if immunocompromised)**

Contact your local FourPoints Health clinic to schedule an appointment today!  
 Cedar City - (435) 867-1520 | St. George - (435) 688-7572  
 Richfield - (435) 699-6800 | Kanosh - (435) 253-5890  
 Shivewits - (435) 688-8198  
 @fourpointshhealth

## Vaccinations

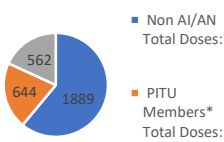
	Total Doses To Date (since Dec 2020):	3095	% of Total
Non AI/AN Total Doses:	1889	61%	
PITU Members* Total Doses:	644	21%	
Other AI/AN Total Doses:	562	18%	

**FourPoints Health has Pfizer and Moderna vaccines available (including pediatric Pfizer)**  
**Contact the nearest FourPoints Health clinic to schedule your vaccine or to get tested!**

## Testing

Positive Rate = **18%**

### Vaccine Totals



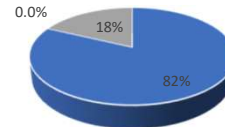
### Count\*\*

Total Tests Completed:	9,828
Total Negative:	8064
Total Pending:	
Total Positive:	1764

### % of Total

82%
0.0%
18%

### Total Tests Administered

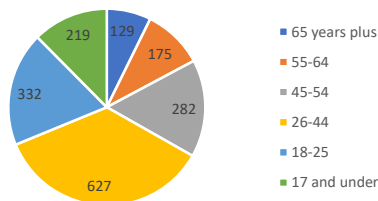


\*\*Count includes PITU Tribal members, employees, FourPoints Health patients, and retests

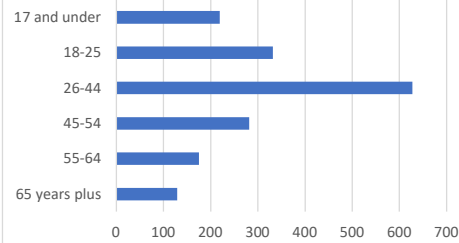
## Positive Case Information

Age	Cases
65 years plus	129
55-64	175
45-54	282
26-44	627
18-25	332
17 and under	219
<b>Total</b>	<b>1764</b>

### Positive Cases By Age Range



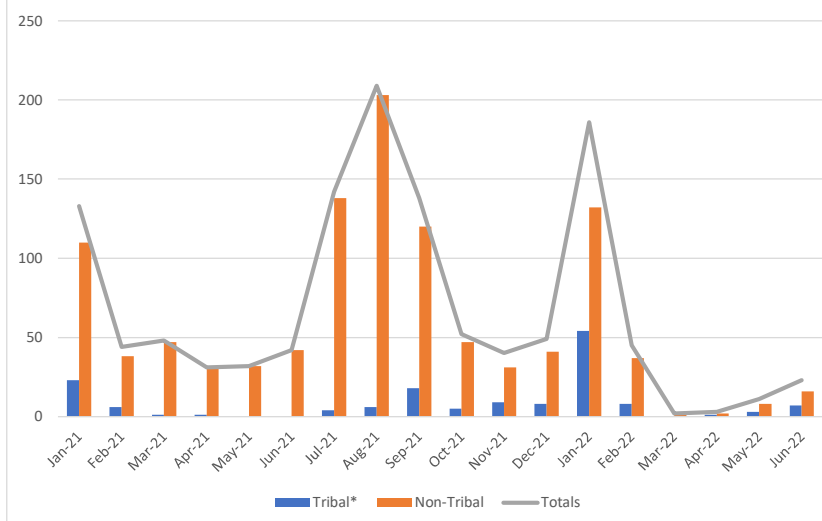
### Positive Cases by Age Range



## 2021-2022 Year to Date Positive Cases

Month	Tribal*	Non-Tribal	Totals
Jan-21	23	110	133
Feb-21	6	38	44
Mar-21	1	47	48
Apr-21	1	30	31
May-21	0	32	32
Jun-21	0	42	42
Jul-21	4	138	142
Aug-21	6	203	209
Sep-21	18	120	138
Oct-21	5	47	52
Nov-21	9	31	40
Dec-21	8	41	49
Jan-22	54	132	186
Feb-22	8	37	45
Mar-22	0	2	2
Apr-22	1	2	3
May-22	3	8	11
Jun-22	7	16	23
<b>2021-2022 Totals</b>	<b>154</b>	<b>1076</b>	<b>1230</b>

### Tribal vs Non Tribal Cases By Month



### 2020 to present

**236**

\*Tribal = enrolled PITU Tribal Members only (does not include household members and other PRC eligible individuals)

\*\*\*Information provided in this report is intended to be a general summary of statistical information about the Paiute Indian Tribe of Utah community COVID-19 findings as of the date of this writing and not intended for use for any other purposes. All information in this report is subject to change.\*\*\*