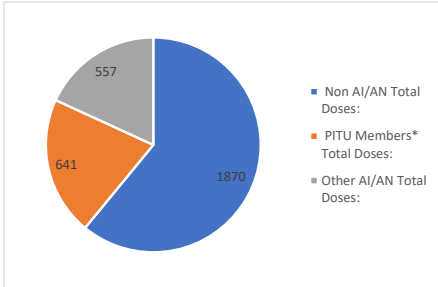


# PITU COVID-19 DATA REPORT

\*Data current as of 5/12/2022

## Vaccinations



Total Doses To Date (since Dec 2020):	3068	% of Total
Non AI/AN Total Doses:	1870	61%
PITU Members* Total Doses:	641	21%
Other AI/AN Total Doses:	557	18%

**FourPoints Health has all three vaccines available (including pediatric Pfizer)**

**Contact the nearest FourPoints Health clinic to schedule your vaccine or to get tested!**

### COVID-19 VACCINE AND BOOSTER NOTES - FourPoints Health has all three vaccines available (including pediatric Pfizer)

Pfizer, Moderna, and J&J/Janssen are approved under Emergency Use Authorization (EUA) for ages 18 years and up. Pfizer is also approved for ages 12-17 and 5-11 (with a pediatric dosage).

\*A third dose of the Pfizer or Moderna COVID-19 Vaccine is authorized under EUA for individuals at least 18 years of age who are immunocompromised (administered at least 28 days following the first two doses of this vaccine). For some immunocompromised children aged 5-11 years old, CDC now recommends an additional dose of the Pfizer-BioNTech COVID-19 vaccine to complete the primary series (28 days after the first two doses) – a total of three doses. This is not considered a booster dose.

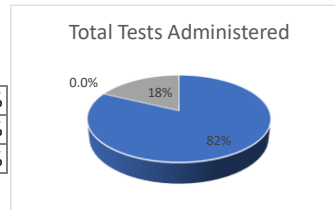
\*\* Booster doses significantly reduce the risk of severe infection. Boosters are approved for those **18 and over** who received the J&J vaccine at least 2 months ago or for those **18 and over** who received two doses of the Moderna vaccine at least 5 months prior or for those **12 or older** who received two doses of the Pfizer vaccine at least 5 months prior (booster must be Pfizer).

## Testing

	Count**	% of Total
Total Tests Completed:	9,681	82%
Total Negative:	7,948	0.0%
Total Pending:		
Total Positive:	1,733	18%

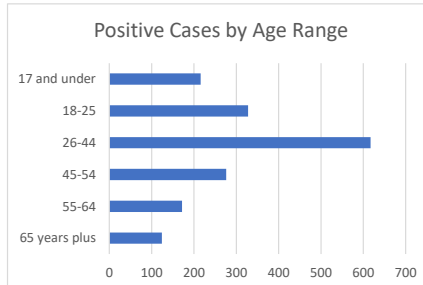
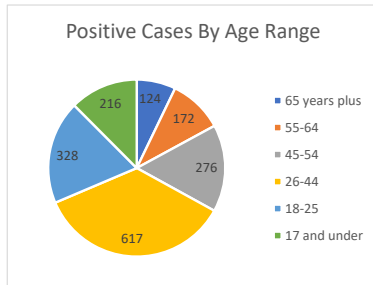
\*\*Count includes PITU Tribal members, employees, FourPoints Health patients, and retests

Positive Rate = 18%



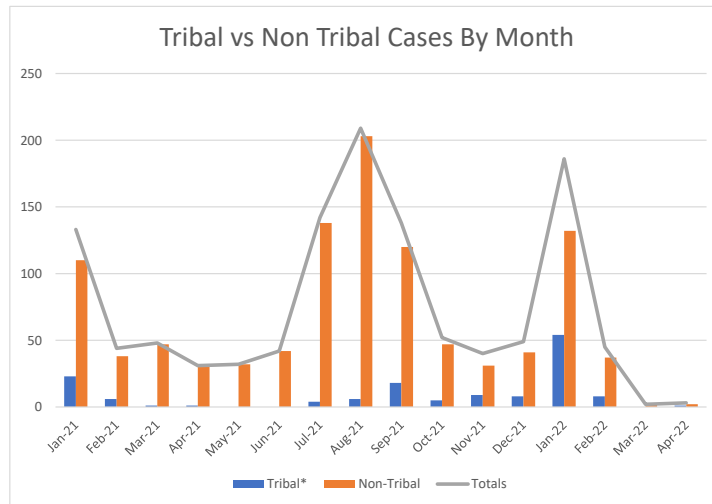
## Positive Case Information

Age	Cases
65 years plus	124
55-64	172
45-54	276
26-44	617
18-25	328
17 and under	216
<b>Total</b>	<b>1733</b>



## 2021-2022 Year to Date Positive Cases

Month	Tribal*	Non-Tribal	Totals
Jan-21	23	110	133
Feb-21	6	38	44
Mar-21	1	47	48
Apr-21	1	30	31
May-21	0	32	32
Jun-21	0	42	42
Jul-21	4	138	142
Aug-21	6	203	209
Sep-21	18	120	138
Oct-21	5	47	52
Nov-21	9	31	40
Dec-21	8	41	49
Jan-22	54	132	186
Feb-22	8	37	45
Mar-22	0	2	2
Apr-22	1	2	3
May-22	0	3	3
<b>2021-2022 Totals</b>	<b>144</b>	<b>1052</b>	<b>1196</b>



2020 to present  
Total: 226

\*Tribal = enrolled PITU Tribal Members only (does not include household members and other PRC eligible individuals)

\*\*\*Information provided in this report is intended to be a general summary of statistical information about the Paiute Indian Tribe of Utah community COVID-19 findings as of the date of this writing and not intended for use for any other purposes. All information in this report is subject to change.\*\*\*